
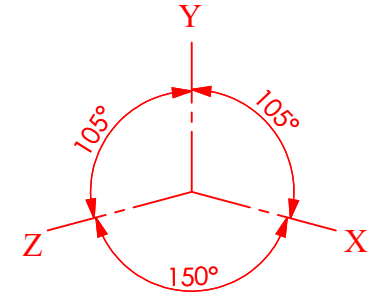



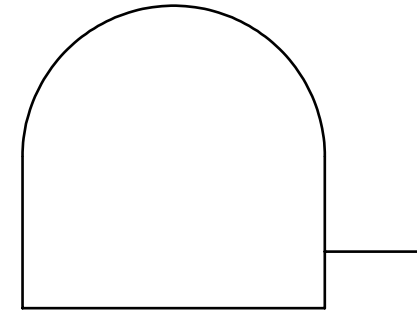


A photograph of a **measuring tape** is shown. The **elevation**, **plan** and **end elevation** are also given.


Draw the dimetric projection of the **measuring tape** having axes inclined as shown.



END-ELEVATION



ELEVATION



PLAN

**SOLIDWORKS Educational Edition.
For Instructional Use Only.**



TECHNOLOGY
SUBJECTS
SUPPORT
SERVICE

DESIGN & COMMUNICATION GRAPHICS

TITLE:

WORKSHEET 5

DRAWN BY: YOUR NAME HERE

SIZE
A4

UNLESS OTHERWISE SPECIFIED ALL
DIMENSIONS ARE IN mm

SCALE: 1:2

Date: 11/10/2016

SHEET 1 OF 1

